



[WWW.MISSION.CO.UK](http://WWW.MISSION.CO.UK)







HERITAGE

## Innovation Since The Late 1970s

Mission Electronics was founded in 1977 by Farad Azima and was immediately recognised as one of the leaders in the development of acoustic engineering through its application of new technologies to create some of the most rewarding loudspeakers in every market sector.

Mission quickly became a very popular hi-fi brand and earned an enviable reputation for the design and manufacture of some of the world's finest and technologically innovative hi-fi products.





HERITAGE

## The Misson Hi-Fi Ethos

Loudspeaker design comes from an engineering-led approach to product development, resulting in a striking combination of aesthetics and supreme sound.

Currently Misson's team of engineering experts is headed by award-winning audio designer Peter Comeau whose history with the Misson brand stems from being Misson's Director of Acoustic Design from 1999.

HERITAGE

## Awards

Mission has become a force to be reckoned with over the years releasing a bevy of award winning products, culminating with the introduction of the 'Pilastro' loudspeaker in 2001, which encapsulated decades of knowledge and experience into one high end loudspeaker. One of the finest loudspeakers in history, Pilastro became a statement product whose acoustic engineering advances have since been implemented on newer loudspeaker ranges including the new Mission QX series.

**WHAT HI-FI?**  
SOUND AND VISION







## OVERVIEW

### QX Series

Mission bring its 40 years of audio expertise to this all new speaker range. The QX series has a striking look and impressive performance - offering amazing value for both Hi-Fi and AV setup. Advanced new designs and extensive listening tests have evolved loudspeakers that offer exciting and dramatic performance, no matter what style of music and movies you prefer.

Five core Hi-Fi models - two bookshelf designs and three floorstanding speakers - are joined in this Mission QX Series by a dedicated centre speaker, with a 2-way, wide-distribution surround speakers and an active subwoofer.







DESIGN

## The Design Concept Of QX Series

QX series was designed to marry the advanced engineering with a highly attractive and unique design that lets the speakers fit perfectly into the modern home.



DESIGN

## Cabinet & Slot Port Design

### Ribbon-like slot port design

The new slot port design features ribs to enhance the airflow and avoid the 'chuffing' which so often heard from basreflex ports. The result is enhanced low frequency performance with lower distortion.

### Arc shaped cabinet corners

The semi-circular arc shape of the cabinet corners smooths diffraction from the drive units, yielding better power distribution into the room.






## DESIGN

### Aluminium Top Plate

The inclusion of aluminium top and bottom plates to the cabinet not only gives an attractive, high-tech appearance to the speakers but also enhances sound quality.

The added mass and stiffness reduces resonance from the cabinet walls, lowering coloration and distortion.

Floorstanding speakers use the extension of the bottom plate to improve stability with carpet piercing spikes.











TECHNOLOGY

## Reverse Geometry Driven Design

Mission QX series utilizes Mission's classic IDG (Inverted Driver Geometry) driver format. By positioning the treble unit below the bass/midrange driver, the length of path is equalized so the sound waves coincide at the listener's head height. This principle improves 'time alignment' and thus transient performance.


















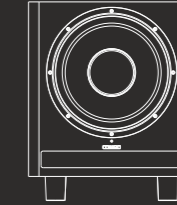
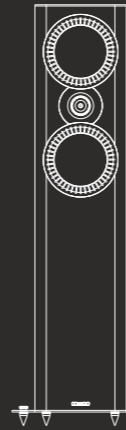
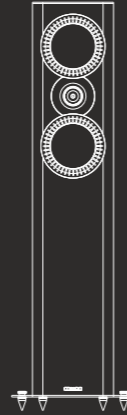

# SPECIFICATIONS

## VINYL



## HI-GLOSS

\* with aluminium top & bottom plate



Model	QX-1	QX-2	QX-3	QX-4	QX-5	QX-S	QX-C	QX-12SUB
GENERAL DESCRIPTION	2-WAY BOOKSHELF SPEAKER	2-WAY BOOKSHELF SPEAKER	2-WAY FLOORSTANDING SPEAKER	2-WAY FLOORSTANDING SPEAKER	3-WAY FLOORSTANDING SPEAKER	2-WAY SURROUND SPEAKER	2-WAY CENTRE SPEAKER	DRIVER: 1 X (12")300MM A
ENCLOSURE TYPE	BASS REFLEX	BASS REFLEX	BASS REFLEX	BASS REFLEX	BASS REFLEX	CLOSED-BOX SYSTEM	BASS REFLEX	MPLIFIER POWER: 300W
BASS DRIVER	5"(130MM) LONG FIBER	6.5"(150MM) LONG FIBER	5"(130MM) LONG FIBER	6.5"(150MM) LONG FIBER	12"(300MM) CONE LONG-THROW X1	5"(130MM) LONG FIBER	5"(130MM) LONG FIBER	PEAK POWER: 450W
	COMPOSITE CONE	COMPOSITE CONE	COMPOSITE CONE X2	COMPOSITE CONE X2	6.5"(150MM) LONG FIBER	COMPOSITE CONE X2	COMPOSITE CONE X2	INPUT SENSITIVITY: 200MV / 150W
MIDRANGE DRIVER					COMPOSITE CONE X2			CROSSOVER RANGE: 30 - 150HZ
TREBLE DRIVER	1.5"(38MM) TEXTILE RING DOME	1.5"(38MM) TEXTILE RING DOME	1.5"(38MM) TEXTILE RING DOME	1.5"(38MM) TEXTILE RING DOME	1.5"(38MM) TEXTILE RING DOME	1.5"(38MM) TEXTILE RING DOME	1.5"(38MM) TEXTILE RING DOME	INPUT IMPEDANCE:
AV SHIELD	NO	NO	NO	NO	NO	NO	NO	LINE INPUT 10KΩ / LFE 5KΩ
SENSITIVITY (2.0V @ 1M)	87DB	88DB	88DB	88DB	90DB	88DB	88DB	SIGNAL-TO-NOISE RATIO: ≥85DB
RECOMMENDED AMPLIFIER POWER	25-100W	25-120W	25-120W	25-150W	30-200W	25-120W	25-120W	AVG. MAX OUTPUT @1M: 118DB
PEAK POWER HANDLING								FEATURES: PHASE INVERSION,AUTO
PEAK SPL	95DB	95DB	95DB	95DB	96DB	95DB	95DB	ON-OFF
NOMINAL IMPEDANCE	8Ω COMPATIBLE	8Ω COMPATIBLE	8Ω COMPATIBLE	8Ω COMPATIBLE	8Ω COMPATIBLE	8Ω COMPATIBLE	8Ω COMPATIBLE	
MINIMUM IMPEDANCE	3.9Ω	3.6Ω	3.8Ω	3.8Ω	3.5Ω	3.9Ω	3.9Ω	
FREQUENCY RESPONSE(+/-3DB)	55HZ - 24KHZ	44HZ - 24KHZ	42HZ - 24KHZ	36HZ - 24KHZ	32HZ - 24KHZ	110HZ - 24KHZ	58HZ - 24KHZ	35- 120HZ (33DB)
BASS EXTENSION(-6DB)	48HZ	38HZ	36HZ	32HZ	27HZ	90HZ	50HZ	
CROSSOVER FREQUENCY	2.4KHZ	2.2KHZ	2.0KHZ	2.2KHZ	180HZ,1.8KHZ	1.8KHZ	1.6KHZ	
CABINET VOLUME (IN LITRES)	8.1L	13.5L	35L	48L	16L/48L	7.2L	8.1L	
DIMENSIONS (MM)								
HEIGHT (ON PLINTH)	280MM	320MM	(950+20)MM	(980+20)MM	(1100+20)MM	270MM	175MM	(420+58)MM(WITH FEET)
WIDTH	195MM	220MM	195MM	220MM	220MM	350MM	550MM	400MM
DEPTH (WITH TERMINALS)	(250+5)MM	(300+5)MM	(300+5)MM	(335+5)MM	(400+5)MM	(180+5)MM	(170+5)MM	(450+15)MM
CARTON SIZE	530*360*380MM	5680*410*430MM	450*330*1110MM	460*370*1140MM	52540*360*1260MM	420*420*370MM	650*270*280MM	570*520*580 MM
NET WEIGHT	6.31KG/PCS	8.80KG/PCS	17.8KG/PCS	21.07KG/PCS	30.58KG/PCS	6.59KG/PCS	8.62KG/PCS	23KG/PCS
GROSS WEIGHT	14.24KG/CTN	19.11KG/CTN	23.60KG/CTN	28.27KG/CTN	38.23KG/CTN	13.18KG/CTN	9.88KG/CTN	26KG/CTN