

# ML-75AW

## SPECIFICATIONS

### Frequency Response

75–20,000 Hz  $\pm 2$  dB

### Crossover Frequency

2,300 Hz

### Sensitivity

93dB

### Aiming

Swivels on U-Bracket

### Impedance

Compatible with 8 ohms

### Low-Frequency Extension\*

50 Hz (DIN)

### High-Frequency Driver

1" (2.5cm) titanium dome

### Low-Frequency Driver

7-1/2" (19cm) mineral-filled polypropylene cone

### Binding Post Inputs

5-way binding posts accommodate wire up to 5AWG

### Suitable Amplifier Range

15–110 Watts

### Maximum Power Handling\*\*

80 Watts

### Weight

10.6 lbs. each (4.8 kg)

### Size (H x W x D)

12-1/2" x 8-13/16" x 9-1/8"

(31.7 x 22.4 x 23.2cm)

\*DIN 45 500. Indicates -3 dB in a typical listening room.

\*\*With typical program source, provided the amplifier clips no more than 10% of the time.

Specifications are subject to change without notice.


### Colors Options:



Black



White



### Affordable High-Performance Solutions

Installer Series is our affordable high-performance lineup, featuring custom installation solutions for in-wall, in-ceiling, and outdoor applications.

Titanium dome tweeters and mineral-filled polypropylene drivers ensure great performance, while fully sealed, mineral-filled reinforced enclosures provide protection from harsh weather elements. All models have water & UV-resistant aluminum grilles, stainless steel & polymer mounting brackets, brass hardware, and gold-plated binding posts for superior toughness.

# ML-65AW

## SPECIFICATIONS

### Frequency Response

80–20,000 Hz  $\pm 2$  dB

### Crossover Frequency

2,300 Hz

### Sensitivity

91 dB

### Aiming

Swivels on U-Bracket

### Impedance

Compatible with 8 ohms

### Low-Frequency Extension\*

55 Hz (DIN)

### High-Frequency Driver

1" (2.5cm) titanium dome

### Low-Frequency Driver

6-1/2" (16.5cm) mineral-filled polypropylene cone

### Binding Post Inputs

5-way binding posts accommodate wire up to 5AWG

### Suitable Amplifier Range

15–100 Watts

### Maximum Power Handling\*\*

70 Watts

### Weight

8.8 lbs. each (4 kg)

### Size (H x W x D)

11" x 7-1/2" x 7-15/16"

(28 x 19 x 20.2cm)

\*DIN 45 500. Indicates -3 dB in a typical listening room.

\*\*With typical program source, provided the amplifier clips no more than 10% of the time.

Specifications are subject to change without notice.


### Colors Options:



Black



White



## Affordable High-Performance Solutions

Installer Series is our affordable high-performance lineup, featuring custom installation solutions for in-wall, in-ceiling, and outdoor applications.

Titanium dome tweeters and mineral-filled polypropylene drivers ensure great performance, while fully sealed, mineral-filled reinforced enclosures provide protection from harsh weather elements. All models have water & UV-resistant aluminum grilles, stainless steel & polymer mounting brackets, brass hardware, and gold-plated binding posts for superior toughness.



# ML-55AW

## SPECIFICATIONS

### Frequency Response

85–20,000 Hz  $\pm 2$  dB

### Crossover Frequency

2,300 Hz

### Sensitivity

90dB

### Aiming

Swivels on U-Bracket

### Impedance

Compatible with 8 ohms

### Low-Frequency Extension\*

60 Hz (DIN)

### High-Frequency Driver

1" (2.5cm) titanium dome

### Low-Frequency Driver

5-1/2" (14cm) mineral-filled polypropylene cone

### Binding Post Inputs

5-way binding posts accommodate wire up to 5AWG

### Suitable Amplifier Range

15–90 Watts

### Maximum Power Handling\*\*

60 Watts

### Weight

6.75 lbs. each (3.05 kg)

### Size (H x W x D)

9-11/16" x 7" x 7-5/8"

(24.6 x 17.8 x 19.4cm)

\*DIN 45 500. Indicates -3 dB in a typical listening room.

\*\*With typical program source, provided the amplifier clips no more than 10% of the time.

Specifications are subject to change without notice.


### Colors Options:



Black



White



### Affordable High-Performance Solutions

Installer Series is our affordable high-performance lineup, featuring custom installation solutions for in-wall, in-ceiling, and outdoor applications.

Titanium dome tweeters and mineral-filled polypropylene drivers ensure great performance, while fully sealed, mineral-filled reinforced enclosures provide protection from harsh weather elements. All models have water & UV-resistant aluminum grilles, stainless steel & polymer mounting brackets, brass hardware, and gold-plated binding posts for superior toughness.

# ML-45AW

## SPECIFICATIONS

### Frequency Response

90–20,000 Hz  $\pm 2$  dB

### Crossover Frequency

2,300 Hz

### Sensitivity

88dB

### Impedance

Compatible with 8 ohms

### Low-Frequency Extension\*

65 Hz (DIN)

### High-Frequency Driver

1" (2.5cm) titanium dome

### Low-Frequency Driver

4-1/2" (11.5cm) mineral-filled polypropylene cone

### Binding Post Inputs

5-way binding posts accommodate wire up to 5AWG

### Suitable Amplifier Range

15–80 Watts

### Maximum Power Handling\*\*

50 Watts

### Weight

3.4 lbs. each (1.55 kg)

### Size (H x W x D)

7-9/16" x 5-5/8" x 5-15/16"

(19.2 x 14.3 x 15.1cm)

\*DIN 45 500. Indicates -3 dB in a typical listening room.

\*\*With typical program source, provided the amplifier clips no more than 10% of the time.

Specifications are subject to change without notice.



### Colors Options:



Black



White



## Affordable High-Performance Solutions

Installer Series is our affordable high-performance lineup, featuring custom installation solutions for in-wall, in-ceiling, and outdoor applications.

Titanium dome tweeters and mineral-filled polypropylene drivers ensure great performance, while fully sealed, mineral-filled reinforced enclosures provide protection from harsh weather elements. All models have water & UV-resistant aluminum grilles, stainless steel & polymer mounting brackets, brass hardware, and gold-plated binding posts for superior toughness.